

Usability and Accessibility Days 2019

Sustainable Design for the Future Digital Heritage



Design of Pluggy interface

Νίκος Φραγκάκης (Project Manager - VR/AR Team Leader @ ICCS)

Βασίλης Νούσης (UX & UI designer @ ICCS)

NOV 23,iSense group of ICCS

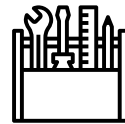
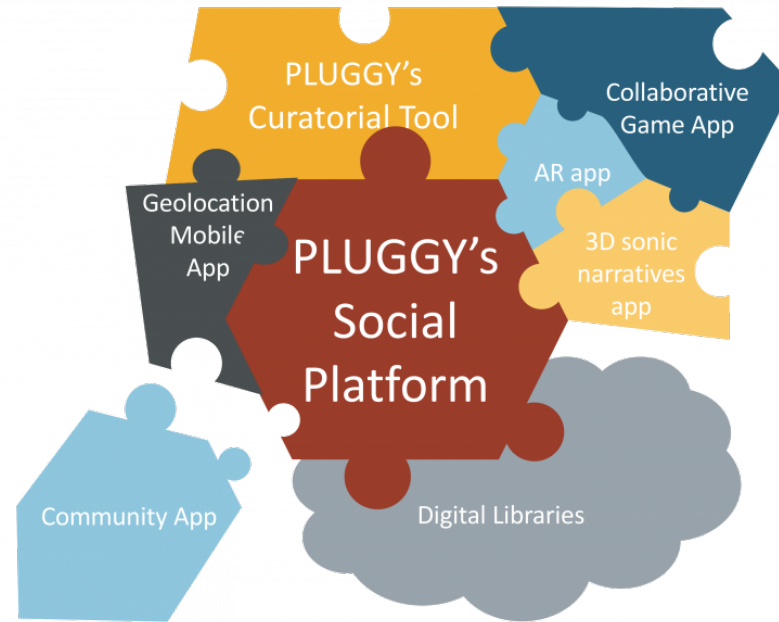


Κοινωνικό δίκτυο για τον Ευρωπαϊκό πολιτισμό



<https://beta.pluggy.eu/>

<https://www.pluggy-project.eu/>



Βασικά εργαλεία

PLUGGY's Social Platform

PLUGGY's Curatorial Tool

Pluggable Apps

PLUGGY's Social Platform & Curatorial Tool

- Οι χρήστες δημιουργούν τη δική τους ιστορία (blog story , timeline)
- Φωτογραφίες, βίντεο, 3D objects, ηχητικά αποσπάσματα
- Digital libraries of Pluggy community & Europeana collections
- Αλληλεπίδραση μέσω των χρηστών (χρήση κοινών assets, reactions, σχόλια)

The screenshot displays the Pluggy web interface. At the top, there is a search bar and a user profile dropdown. The main navigation bar includes options for 'Choose exhibition type' with icons for 'Blog Story', 'Soundscape', 'AR/VR', 'Game', 'Timeline', 'Tour', and 'Other'. The 'Blog Story' option is selected and highlighted in blue. Below the navigation, the 'Blog-Story preview' section is visible, containing a title field, a short description field, and options to add a cover image and a location. A 'Next' button is located at the bottom of the form.

Choose exhibition type

Blog Story

Soundscape

AR/VR

Game

Timeline

Tour

Other

Blog-Story preview

Changes here will affect how your Blog-Story will be experienced by Pluggy users – not the story itself.

Blog-Story title *

Short Blog-Story description *

You may add Blog-Story cover image here:

+ Add cover image

You may add Blog-Story location here:

+ Add location

Next

PLUGGY's Curatorial Tool

Soundscapes

AR / VR

Games

Tour



Choose exhibition type


Blog Story


Soundscape


AR/VR


Game









Timeline



Tour


Other

PLUGGY Search in Pluggy

Choose exhibition type

 Blog Story  Soundscape  AR/VR  Game  Timeline  Tour  Other



Language
You can create this AR/VR exhibition in multiple language simultaneously.
Please select the languages you want to use:

English French German Greek Italian Slovak Spanish

Exhibition title
Exhibition title
Exhibition title is required

Set the first 3D asset of this exhibition

Pluggable Apps

Ο χρήστης μπορούν να δημιουργήσουν το δικό τους app κάνοντας χρήση του περιεχομένου (digital library) του Pluggy




Augmented Reality App

3D Sonic Narratives App

Collaborative Games App

Geolocation App



PLUGGY's User Interface

Βασικοί άξονες σχεδίασης

Simple interface	Clean design (white background)
	Each element has a purpose
	High discoverability: clearly label icons
<hr/>	
Consistency	Common UI elements (checkboxes, radio buttons, buttons, toggles, search fields, tags)
	Design and layout patterns
<hr/>	
Page layout	Spatial relationship between items
	Structure of the page
	Draw attention to key figures
	Color (brightness and contrast)
	Typography (screen-friendly fonts)

Usability



Στόχοι

- Εύκολη περιήγηση και πρόσβαση στο περιεχόμενο (blog stories)
- Κατανόηση των λειτουργιών του κάθετου μενού αριστερά
- Η δημιουργία της πρώτης ιστορίας (blog story)
- Αλληλεπίδραση με άλλους χρήστες -περιεχόμενο

Αποτελέσματα και βελτιώσεις

Χρήση κατάλληλων εργαλείων (userfeel, Hotjar)

Βελτίωση της ευχρηστίας και της προσβασιμότητας

Επανασχεδιασμός UI elements (icons, design elements)



Ευχαριστώ για τη προσοχή σας !

#Pluggy

